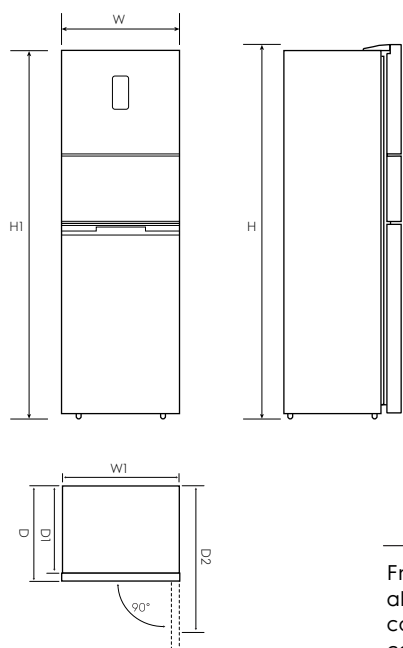


Dimension Guide

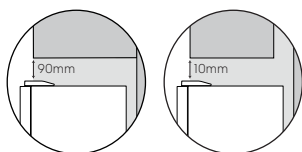
Three door refrigerator

Model:

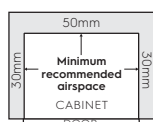
EME3700H-A



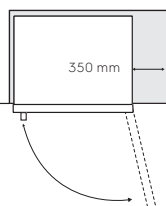
Minimum Recommended Airspaces



If you do not have a cupboard with allowance for air flow above the refrigerator, the recommended clearance area on top increases to 90mm.



Please note: Doors are designed to sit proud of cabinetry (not flush).



When positioned in a corner area, spacing of at least 350mm on the hinge side will allow the doors to open enough to enable the removal of bins and shelves.

Front face of bench aligned to front corner edge of cabinet

Three Door Refrigerator	Door width (W)	Total depth (D)	Maximum height (H)	Cabinet width (W1)	Cabinet depth (D1)	Depth door open (D2)	Cabinet height (H1)
EME3700H-A	598	650	1855	595	586	1200	1840

Important! Please ensure that the access to your kitchen (including doorways, corridors, island benches, etc) allows sufficient clearance to move your fridge into position.

Please note! Dimensions to be used as a guide only. All customers MUST refer to the user manual supplied with the product for detailed installation instructions.

© 2022 Electrolux S.E.A PTE. LTD. E_DIM_EME3700H-A_(SG)_Sep22