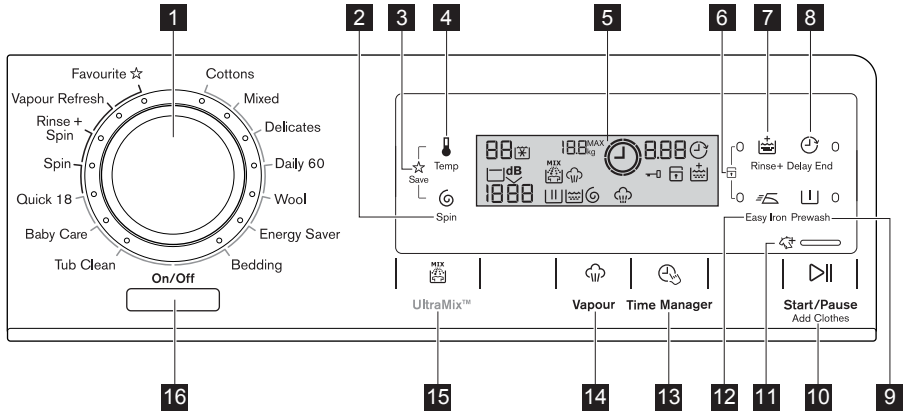


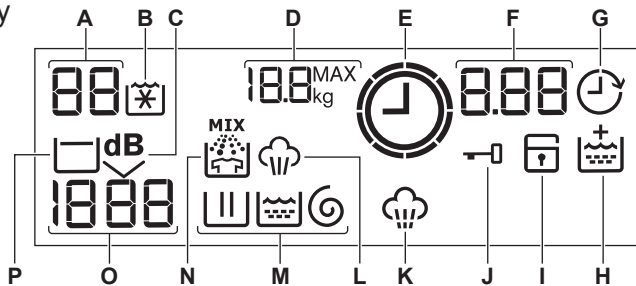
# CONTROL PANEL

## 1 Control Panel Description




- |   |   |
|---|---|
| <b>1</b> Program Knob                   | <b>9</b> Prewash Touchpad                   |
| <b>2</b> Spin Selection Touchpad        | <b>10</b> Start/Pause, Add Clothes Touchpad |
| <b>3</b> Save Favourite Program         | <b>11</b> Add Clothes Function Symbol       |
| <b>4</b> Temperature Selection Touchpad | <b>12</b> Easy Iron Touchpad                |
| <b>5</b> Display                        | <b>13</b> Time Manager Touchpad             |
| <b>6</b> Child Lock (see page 13)       | <b>14</b> Vapour Touchpad                   |
| <b>7</b> Rinse Plus Touchpad            | <b>15</b> UltraMix Touchpad                 |
| <b>8</b> Delay End Touchpad             | <b>16</b> On/Off Button                     |

## 2 Display



- |  |  |
|--|--|
| <b>A</b> Wash Temperature                          | <b>J</b> Door Lock Icon                          |
| <b>B</b> Cold Water Icon                           | <b>K</b> Vapour Phase Icon                       |
| <b>C</b> Extra Silent Icon                         | <b>L</b> Vapour Icon                             |
| <b>D</b> Maximum Load Capacity Of Selected Program | <b>M</b> Washing Progress Icon (Wash/Rinse/Spin) |
| <b>E</b> Time Manager Icon                         | <b>N</b> Ultramix System Icon                    |
| <b>F</b> Washing Cycle Time/Delay End Time         | <b>O</b> Spin Speed                              |
| <b>G</b> Delay End Icon                            | <b>P</b> Rinse Hold Icon                         |
| <b>H</b> Rinse Plus Icon                           |  |
| <b>I</b> Child Lock Icon                           |  |

### 3 Program Chart

Program ; Temperature range	Max. load (dry clothes) ; Max. Spin Speed	Type of load and soil level
<b>Cottons ;</b> ☼ <sup>2)</sup> to 90°C	10 kg ; 1400 rpm	White and coloured cotton. (Adjust wash time according to soil level. See Time Manager table on page 12)
<b>Mixed ;</b> ☼ to 60°C	4 kg ; 1200 rpm	Synthetic or mixed fabric items. (Adjust wash time according to soil level. See Time Manager table on page 12)
<b>Delicates ;</b> ☼ to 40°C	4 kg ; 1200 rpm	Delicate fabrics such as acrylics, viscose, polyester items. (Adjust wash time according to soil level. See Time Manager table on page 12)
<b>Daily 60 ;</b> 30°C to 60°C	5.5 kg ; 1400 rpm	Coloured cotton e.g. shirts, blouses, towels and undergarments with normal level of soil.
<b>Wool ;</b> ☼ to 40°C	2 kg ; 1200 rpm	Specially tested program for woollen garments bearing the "Pure new woollen, non-shrink, machine washable" label.
<b>Energy Saver ;</b> 40°C and 60°C <sup>1)</sup>	10 kg ; 1400 rpm	White and colourfast, cotton with normal soil. Set this program to have a good washing results and decrease the energy consumption. The time of the washing program is extended.
<b>Bedding ;</b> ☼ to 60°C	3 kg ; 800 rpm	Special program for one synthetic blanket, duvet, bedspread and so on. (Adjust wash time according to soil level. See Time Manager table on page 12)
<b>Tub Clean ;</b>	-	For cleaning the tub.
<b>Baby Care ;</b> ☼ to 40 °C	4 kg ; 1200 rpm	Baby cotton clothes and delicate knitting items with normal soil.
<b>Quick 18 ;</b> 30°C	1.5 kg ; 800 rpm	Lightly soiled synthetics or mixed fabrics.
<b>Spin</b>	10 kg ; 1400 rpm	To spin the laundry and drain the water in the drum.
<b>Rinse + Spin</b>	10 kg ; 1400 rpm	To rinse and spin the laundry.
<b>Vapour Refresh</b>	1.5 kg ; Clothes tumble in vapour.	This cycle removes odours and helps to dewrinkle the laundry.  Do not add detergent.
☆ <b>Favourite</b>	-	Recall you favourite program.

1) Energy Saver program with 60 °C option selected is recommended for a full load of normally soiled cottons.

2) Symbol "☼" represents Cold water.

## 4 Program Options Compatibility

Program / Option	Spin			+	⌚	≠	⌊	⌚	☁ <sup>1)</sup>	MIX
	--- No Spin	☐ Rinse Hold	dB Extra Silent							
Cottons	✓	✓	✓	✓	✓	✓	✓	✓	✓	✓
Mixed	✓	✓	✓	✓	✓	✓	✓	✓	✓	✓
Delicates	✓	✓	✓	✓	✓	☐	✓	✓	✓	✓
Daily 60	✓	✓	☐	✓	✓	☐	☐	☐	☐	✓
Wool	✓	✓	✓	☐	✓	☐	☐	☐	☐	X
Energy Saver	✓	✓	☐	✓	✓	☐	✓	✓	✓	X
Bedding	✓	☐	☐	☐	✓	☐	☐	✓	✓	✓
Tub Clean	☐	☐	☐	☐	✓	☐	☐	☐	☐	X
Baby Care	✓	✓	✓	✓	✓	☐	✓	☐	✓	X
Quick 18	✓	✓	☐	☐	✓	☐	☐	☐	☐	X
Spin	✓	☐	☐	☐	✓	☐	☐	☐	☐	☐
Rinse + Spin	✓	✓	☐	☐	✓	☐	☐	☐	☐	☐
Vapour Refresh	☐	☐	☐	☐	✓	☐	☐	☐	✓	☐

1) Vapour option can be combined with temperature 40 to 90 °C only.

✓ Can select and disable option.

X Cannot disable option

## 5 Options

### Temperature Touchpad ( )

Press this touchpad repeatedly to increase or decrease the wash temperature if you want your laundry to be washed at a temperature different from the one proposed by the washing machine.

### Spin Selection Touchpad ( )

Press this touchpad repeatedly to increase or decrease the spin speed or select Rinse Hold, if you want your laundry to be spun at a speed different from the one proposed by the washing machine.


#### • No Spin ( --- )

No spin option eliminates all the spin phases and increase the number of rinses.

#### • Extra Silent ( )

By selecting this option, the machine will not drain the water of the last rinse to avoid wrinkling the laundry. All spinning phases are suppressed.


This washing cycle is very quiet, and can be selected at night or other appropriate times.

 The door stays locked with the water in the drum. To continue the cycle, you must press ▷| (Start/Pause).

#### • Rinse Hold ( )

By selecting this option, the water of the last rinse is not emptied out and the drum turns regularly to prevent the laundry creases.

The door is still locked to indicate that the water must be emptied out.

 The door stays locked with the water in the drum. To continue the cycle, you must press ▷| (Start/Pause).

#### Rinse Plus Touchpad ( )

This option is recommended for people who are allergic to detergents, and in areas where the water is very soft. Press it to add two rinse phases to a program. The indicator of this option will be on.